



# TRACK

## THREE PHASE

### MODELS:

- BIN100 => 1000MM
- BIN200 => 2000MM
- BIN300 => 3000MM

### FINISHES:

ALUMINUM, BLACK, WHITE

BIN - 100

m<sup>3</sup> 0,0011

kg 0,8

BIN - 200

m<sup>3</sup> 0,0022

kg 1,6

BIN - 300

m<sup>3</sup> 0,0033

kg 2,4

# DASA

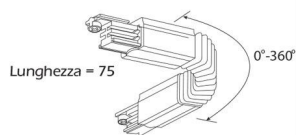
LIGHT YOUR LIFE

# TRACK

## THREE PHASE - ACCESSORIES

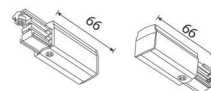
### XFA

Giunto flessibile  
Flexible joint  
Finiture: bianco, nero  
Finiture: white, black



### XTD/XTS

Supply  
Finiture: bianco, nero  
Finiture: white, black



### XCL

Giunto a scomparsa  
Blind Joint  
Finiture: bianco, nero  
Finiture: white, black



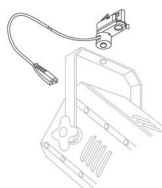
### XTT

Testata di chiusura  
End cap  
Finiture: bianco, nero  
Finiture: white, black



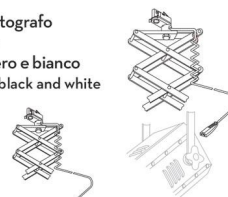
### XTSA-F

Kit attacco a binario  
Kit attack on track  
Finiture: bianco, nero  
Finiture: white, black



### XTSA-PG/XTSA-PP

Adattatore a binario con pantografo  
Track adapter with pantograph  
Finitura: alluminio zincato, nero e bianco  
Finiture: galvanized aluminum, black and white



# DASA

LIGHT YOUR LIFE