



# TRACK TR EB

MAX CAPACITY 30KG/METER  
THREE-PHASE ELECTRIFIED BINARY  
FOR THREE SEPARATED  
IGNITIONS (3FNFE)

DIMENSIONS:  
TRAVE 100  
1000MM-1,8KG

TRAVE 200  
2000MM-3,6KG

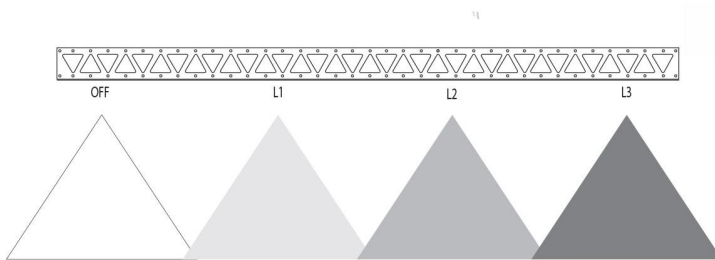
TRAVE 300  
3000MM-5,4KG

FINISHES:  
ALUMINUM, BLACK, WHITE.

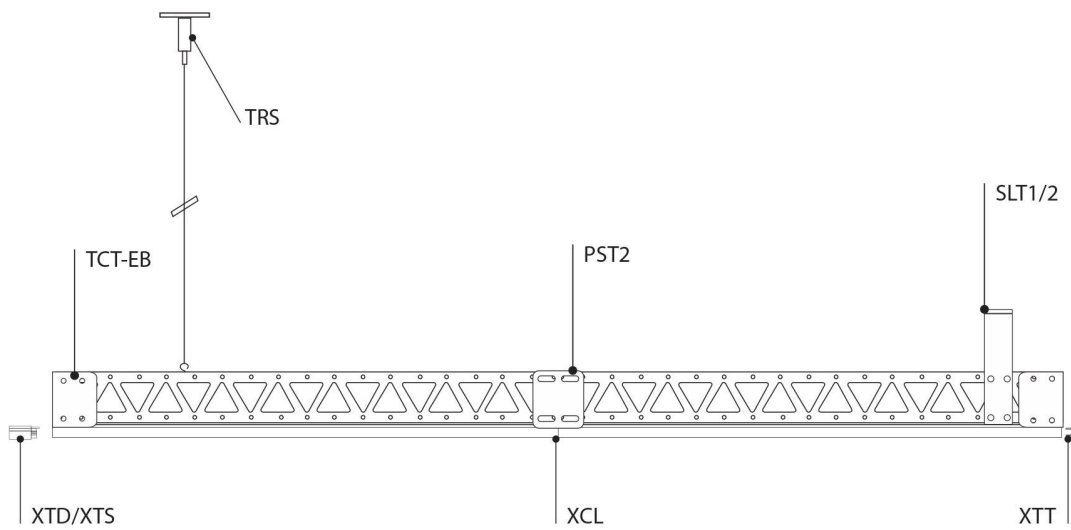
# DASA

LIGHT YOUR LIFE

# EXAMPLE:



ELECTRIFIED "EB" TRAVE TR SYSTEM WITH ELECTRIC PLUGS AT SEPARATED CIRCUITS.



# DASA

LIGHT YOUR LIFE



# TRACK TR

MAX CAPACITY 30KG/METER

**DIMENSIONS:**  
TRAVE 100  
1000MM-1,8KG

TRAVE 200  
2000MM-3,6KG

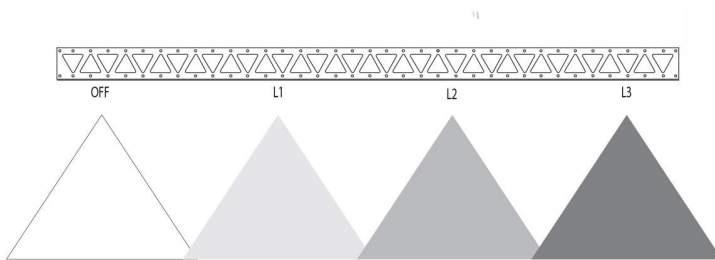
TRAVE 300  
3000MM-5,4KG

**FINISHES:**  
ALUMINUM, BLACK, WHITE.

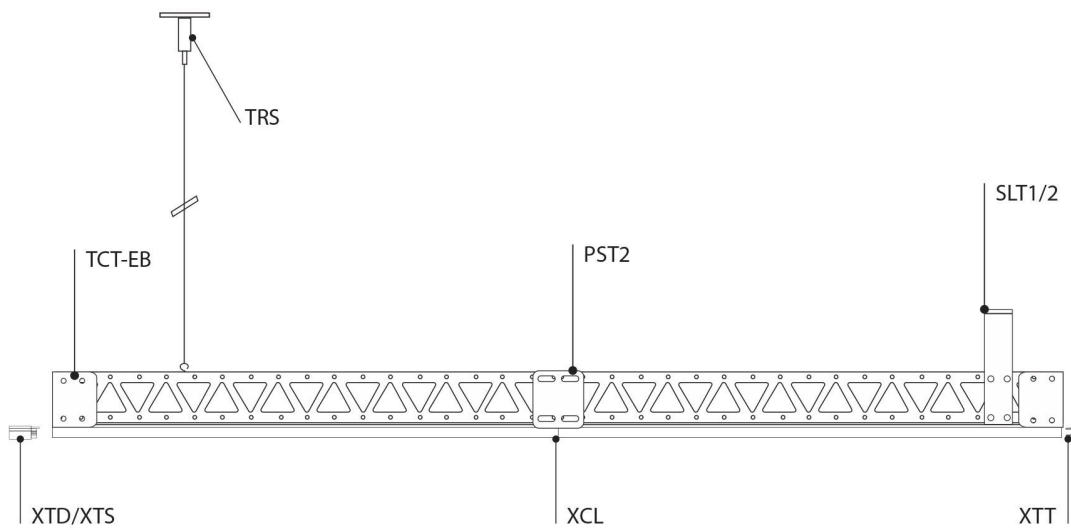
# DASA

LIGHT YOUR LIFE

# EXAMPLE:



ELECTRIFIED "EB" TRAVE TR SYSTEM WITH ELECTRIC PLUGS AT SEPARATED CIRCUITS.



# DASA

LIGHT YOUR LIFE