



EMMA

# EMMA


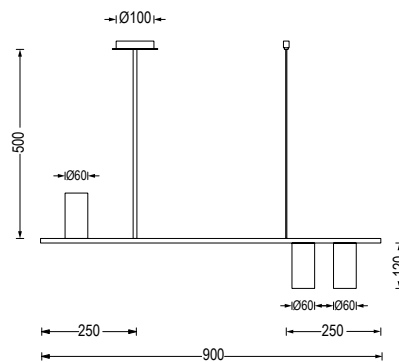


## EMMA FIX 900

**DESCRIZIONE:** Sospensione in acciaio laccato completa di cilindri per GU10 LED. Asta verticale fissa completa di basetta e tirante in acciaio.

**DESCRIPTION:** Suspension in lacquered steel complete with cylinders for GU10LED. Fixed vertical rod with base and steel tie-rod.

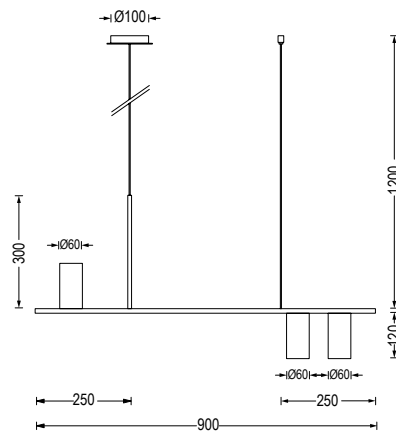
**DIMENSIONI:**  
**DIMENSIONS:**



## EMMA FLEX 900

**Sospensione in acciaio laccato completa di cilindri per GU10LED. Asta verticale regolabile completa di basetta e tirante in acciaio.**

**Suspension in lacquered steel complete with cylinders for GU10LED. Adjustable vertical rod with base and steel tie-rod.**




**FINITURE:** Struttura in acciaio laccato nero o bianco opaco. Cilindri in ottone o in tinta con la struttura. Colori speciali a richiesta.

**FINISHES:** Structure in matt black or white lacquered steel. Cylinders in brass or matching the structure. On request special colors

**Struttura in acciaio laccato nero o bianco opaco. Cilindri in ottone o in tinta con la struttura. Colori speciali a richiesta.**

**Structure in matt black or white lacquered steel. Cylinders in brass or matching the structure. On request special colors**

### Caratteristiche tecniche/Technical data

**LAMPADINA:**  3 x 10,5 W LED GU 10  
**BULB:** IP20 - Class





# EMMA

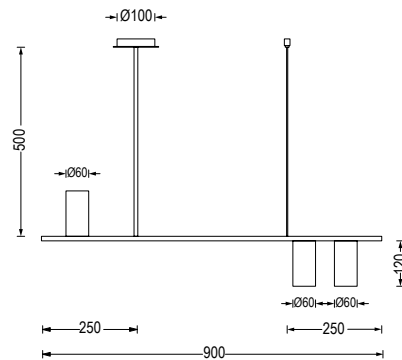


## EMMA FIX 1200

**DESCRIZIONE:** Sospensione in acciaio laccato completa di cilindri per GU10 LED. Asta verticale fissa completa di basetta e tirante in acciaio.

**DESCRIPTION:** Suspension in lacquered steel complete with cylinders for GU10LED. Fixed vertical rod with base and steel tie-rod.

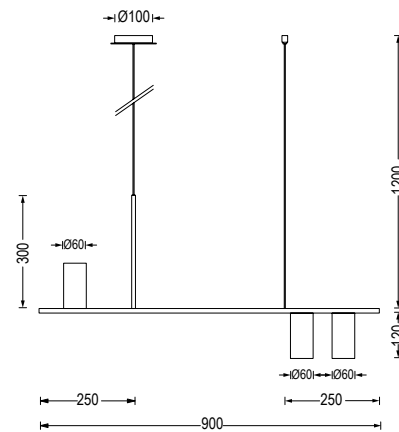
**DIMENSIONI:**  
**DIMENSIONS:**



## EMMA FLEX 1200

**Sospensione in acciaio laccato completa di cilindri per GU10LED. Asta verticale regolabile completa di basetta e tirante in acciaio.**

**Suspension in lacquered steel complete with cylinders for GU10LED. Adjustable vertical rod complete with base and steel tie-rod.**




**FINITURE:** Struttura in acciaio laccato nero o bianco opaco. Cilindri in ottone o in tinta con la struttura. Colori speciali a richiesta.

**FINISHES:** Structure in matt black or white lacquered steel. Cylinders in brass or matching the structure. On request special colors

**Struttura in acciaio laccato nero o bianco opaco. Cilindri in ottone o in tinta con la struttura. Colori speciali a richiesta.**

**Structure in matt black or white lacquered steel. Cylinders in brass or matching the structure. On request special colors**

### Caratteristiche tecniche/Technical data

**LAMPADINA:**  3 x 10,5 W LED GU 10  
**BULB:** IP20 - Class



EMMA SPECIAL COLORS ON DEMAND





EMMA SPECIAL DIMENSIONS ON DEMAND







**DASA**

**LIGHT YOUR LIFE**

**OFFICINE DASA SRL**  
Via della Cereria, 11  
00071 Pomezia (Roma) - Italy  
Tel. (+39) 06.91621001 r.a.  
Fax (+39) 06.91626677

[officinedasa@officinedasa.it](mailto:officinedasa@officinedasa.it)  
[www.officinedasa.it](http://www.officinedasa.it)